



# **WHEEL CHAIRS**



## **ORDER FORM**

*04 FLOW - EASY - MONO*

*Version January 2025*

## *DETAILS* **DEALER**

Dealername

Date of fitting

Street and house number

Delivery address

Contact person

E-mailadress

Phone number

## *DETAILS* **USER**

First name

Last name

E-mailadress

Street and house number

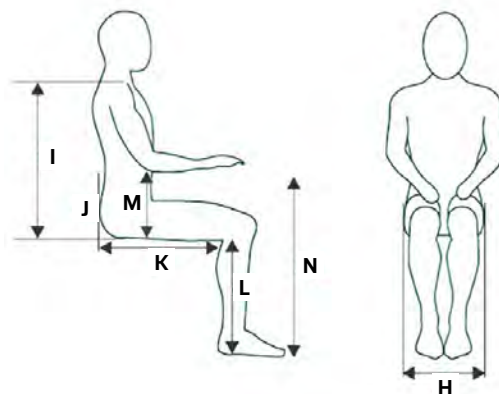
Zip code

City

Phone number



## DIMENSIONS



Hip width -H- (cm)

Upper leg length -K- (cm)

Lower leg length -L- (cm)

Elbow height -M- (cm)

User weight in kg

Body weight is necessary to determine frame strength and optional gas spring force for Active/Relax function

Seat height front -F- (cm)  
Standard = 53 cm

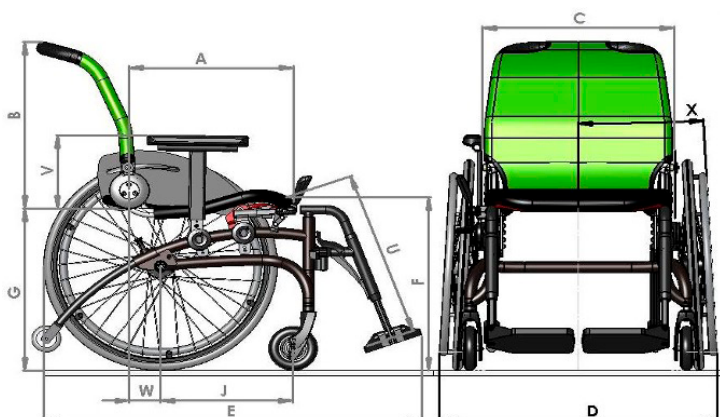
Seat height rear -G- (cm)  
Standard = 49 cm

## TILTING SENSITIVITY

The more pressure on the rear wheels the less rolling resistance, so the lighter you roll.

Tipping sensitivity is high once the pressure on the rear wheels increases.

WHEEL BALANCE SETTING -W- (CM)  
Standard = 8 cm



## **QUESTIONNAIRE**

Optional

What is your clinical picture?

Do you suffer from eyesores?

Do you use your own seat cushion and if so, how thick?

Do you often sit or work at a table/desk?

Do you regularly take your wheelchair in the car?

Do you ever use a wheelchair cab?

Would you like to use a handbike now or possibly in the future?

Would you like to use power wheels, and if so, do you have a preference for a brand?



# FLOW SERIES

Combinations possible *Click on the image for more information*

## POSSIBLE COMBINATIONS PER BODY WEIGHT

### Up to 100 kg

Flow Mono Original  
Flow Mono Active

### Up to 120 kg

(150 kg with heavy duty frame)

Flow Easy Relax

### Up to 120 kg

(160 kg with heavy duty frame)

Flow Original Flow  
Active Flow Easy  
Active

### Heavy duty

Reinforced frame  
for user weight from 120 kg  
Price on request  
Art. 800-40xxx

## FRAMES



### FLOW F

€ 3028  
Art. 270-00000



### FLOW MONO FM

€ 2918  
Art. 260-00000  
Not possible in combination with Relax seat  
Not possible in combination with handbike



### FLOW EASY FE

€3138  
Art. 300-00000

## SEATS



### ORIGINAL O

Standard  
Art. 270-00000



### ACTIVE A

€ 1624  
Art. 131-00000



### RELAX R

€ 1817  
Art. 130-00000  
*Not possible with FLOW Mono*

## POSITION CONTROL SEAT ANGLE ADJUSTER

Left on frame

Right on frame

Left under armrest

Right under armrest



# WHEELCHAIR DIMENSIONS

## SEAT WIDTH -A- (CM)

29	46,5
31,5	49
34	51,5
36,5	54
39	56,5
41,5	59
44	

## FRAME SHAPE -Y- (CM)

**F**  
**FM**  
**FE**



U-shape  
Standard  
Foot space = seat width - 10 cm

Art: 800-40210

**F**  
**FM**



V8  
€ 215  
Foot space = seat width - 15 cm  
Available from seat width 39 cm  
Art: 800-40220

**F**  
**FE**



Abduction  
€ 436  
Foot space = seat width - 5 cm

Art: 800-40200

## FRAME LENGTH (CM)

- 34 recommended at 37.5 to 45 seat depth
- 40 recommended at 42.5 to 50 cm seat depth
- 45 recommended at 45 to 50 cm seat depth

## TAXI FIXATION **F**

**FE**

€ 325  
4 attachment points welded to the frame.  
Suitable for securing the wheelchair using 4-point strap system, according to code VVR, type B.

Art: 200-20021



## FRAME COLOR

Matt black RAL 9005 - standard

High gloss white RAL 9016 + € 287

High gloss anthracite RAL 7021 + € 287

High gloss red RAL 3003 + € 287

High gloss blue RAL 5002 + € 287

Specify UNI-Color RAL color Price on request



## CAMBER ANGLE (DEGREES)

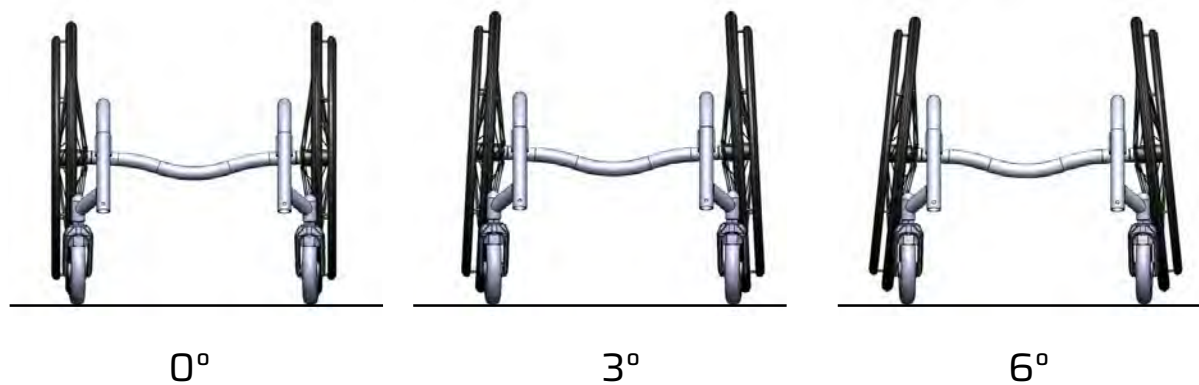
Angle at which the wheels are in relation to the vertical position.

0 degrees possible for electric wheels

3 degrees

6 degrees

\*Please note! Camber angle makes the wheelchair wider [D]. This can be inconvenient with already wide wheelchairs for passing through narrow doors.



## FOOT SUPPORT

⚠ Keep in mind here any use of a seat cushion and/or shoe sole height.



**F**  
**FM**  
Curved  
Standard  
Art: 200-38100



**F**  
**FM**  
Rectangular  
Standard  
Art: 200-38200



**F**  
**FM**  
Foldable 1-piece  
U-shape: from seat width 39 cm  
V8: from seat width 44 cm  
€ 259 | Art: 200-38300

Lower leg length  
adjustment range  
(at lowest front seat  
height of 47 cm with 24-  
inch drive wheels)



**FE**  
Leg support comfort

Left € 270 | Art: 800-31010

Right € 270 | Art: 800-31020



**FE**  
Foldable, adjustable,  
removable 2-piece

Standard  
Art: 800-30000

Position of leg support

Left Right

## FOOT PLATE



Standard (23x12 cm)  
Aluminium  
Standard  
Art: 800 - 38009



Wide (29x12 cm)  
Aluminium  
U-shape: from seat width 39 cm  
V8: from seat width 44 cm  
€ 106  
Art: 800 - 38010



Deep (23x19 cm)  
Aluminium  
€ 106  
Art: 800 - 38040

Custom  
On commission after drawing

Aluminium

## SEAT DEPTH -B- (CM)

37,5	45
40	47,5*
42,5	50*

Not in combination with R1.5 hinge

## SEAT



Flat seat

If the user uses a seat cushion, a flat seat  
is required in combination with R1.5  
hinge. € 386  
Art: 100-142 xx



Contour ergonomic seat

€ 650  
Art: 100-122 xx



## BACKREST HINGE

### Basic

Back fold down and back angle mechanically adjustable

Adjustment range 85° - 115°

Standard

Art: 100-38000

### RCA 1.0

Back adjuster centered  
€ 1018

Art: 100-32000

### RCA 1.5

i.c.w. external cushion

€ 1018

Art: 100-36000

### REMOTE CONTINUOUS ADJUSTABLE

Adjustable by user in 3° increments

Adjustment range 0 - 85 - 115°

## POSITION RCA CONTROL BACK ADJUSTER

Left on the frame

Right on the frame

Left under armrest

Right under armrest

Under seat

## BACKREST SHAPE

External backs are possible on request, such as V-trak or Tatra.



Shape straight

Standard

Art: 100-225xx



Ergonomic, anatomic  
from back height 40 cm

€ 491

Art: 100-200xx




Backrest for women  
ergonomic, anatomic  
from back height 40 cm

Narrow top is for people with narrow shoulders relative to their seat width.

€ 633

Art: 100-220xx



Tatra

Custom

V-trak

Custom

## BACKREST HEIGHT (CM)

35

40

45

50

60



## BACK SUPPORT

Choose the color of your backrest cover here



Red



Black



Blue



Yellow



Teal

Choose the color of your replacement backrest cover here + € 106



Red



Black



Blue



Yellow



Teal

## WHEEL DIAMETER (INCH)

24" + 1 - (25-540)  
Standard  
Art: 800-41024

25" - (25-559)  
€ 132  
Art: 800-41025

26" + 2 - (25 - 590)  
€ 132  
Art: 800-41026

## REAR WHEELS

With Quick Release

For electric wheels: indicate which brand so frame can be considered (see questionnaire on page two).



Standard set  
Standard  
Art: 800-41024



Drum brake set  
Incl. Frame Adjustment.  
Standard with black  
aluminum hoops.

24 inch      26 inch

€ 1239 Art: 991 - 42xxx  
\* Push handle strongly  
recommended



Wheel set reinforced  
\*Mandatory at Heavy Duty  
version  
€ 436  
Art: 991 - 2 X 202



Lightweight  
Spinergy-wheel set  
€ 1536  
Art: 991 - 43xxx

## PREPARATION WHEELS WITH SUPPORT

### E-fix E35

Alber drive is technically  
possible, recommended frame  
modification - € 115  
Delivery of wheelset via dealer.

### E-motion

Alber drive is technically  
possible, recommended frame  
modification - € 115  
Delivery of wheelset via dealer.

### AAT SOLO

No reinforcement or  
modification  
to the frame is required.

## TIRE TYPE

Colors on request



Schwalbe Marathon  
Plus Evolution  
or similar quality  
Standard  
Art: 991-67 x 01



Massive-PU  
€ 94  
Art: 991-67 x 11



Schwalbe Right  
Run Red  
€ 0  
Art: 991-67 X 21



Schwalbe Right  
Run Blue  
€ 0  
Art: 991-67 X 22



Schwalbe Right  
Run Grey  
€ 0  
Art: 991-67 X 23

## HOOPS



Aluminium

Standard  
Art: 800-62x11



Stainless steel

€ 270  
Art: 800-62x12



Tetra  
Grip strengthening hoops  
€ 474  
Art: 800-62x01



Para Grip

€ 474  
Art.: 800-62x02



Gekko

(Per piece) € 275  
Art: 991 : 62xxx



Curve  
(Per piece) €275  
Art: 991 : 62xxx



Curve Tetra  
(Per piece € 275  
Art.: 991-62xxx

Curve L  
(Per piece) €275  
Art: 991 : 62xxx

Curve L Tetra  
(Per piece) € 275  
Art.: 991-62xxx

## SPOKE GUARDS



Spoke guards #1  
Transparent  
€ 104 | Art: 991-60402

04 print green

04 print silver



Spoke guards #2  
Transparent  
€ 104 | Art: 991-60402

04 print green

04 print silver



Spoke guards #3  
Transparent  
€ 104 | Art: 991-60402

04 print green

04 print silver



Spoke guards #4  
Transparent  
€ 125 | Art: 991-60401

Without print

## BRAKES



Pull brake Standard

Art (Left): 800-47103  
Art (Right): 800-47203



Push brake Standard

Art (Left): 800-47104  
Art (Right): 800-47204



Long push brake, foldable  
€ 83

Art (Left): 800-07105  
Art (Right): 800-07205



one hand brake

Left Art: 800-47110  
Right € 413



Active brake  
€ 171

Art (Left): 800-47106 Art (Right): 800-47206

## FRONT WHEELS



Hard 4"  
Synthetic  
€ 72  
Art: 800 - 04002



Hard 4" Aluminium  
€ 160  
Art: 800 - 04003



Soft 4"  
Synthetic  
€ 61  
Art: 800 - 04001



SuperSoft 4"  
Synthetic  
€ 270  
Art: 800 - 04004



Hard 5"  
Synthetic  
€ 72  
Art: 800 - 05002



Hard 5" Aluminium  
€ 160  
Art: 800 - 05003



Soft 5"  
Synthetic  
**Standard**  
Art: 800 - 05001



SuperSoft 5"  
Synthetic  
€ 270  
Art: 800 - 05004



Soft 6"  
Synthetic  
€ 61  
Art: 800 - 06001



SuperSoft 6"  
Synthetic  
€ 307  
Art: 800 - 06004



## ANTI TIP



Anti tip per set  
(Telescoping height adjustable)  
€ 342  
Art (Left): 800 - 44000  
Art (Right): 800 - 45000



Swing away Anti-tip per set  
(Telescoping height adjustable)  
€ 497  
Art: 992 - 15001



Tip-assist fixed  
€ 127  
Art (Left): 800-43000  
Art (Right): 800-43500



Stick holder  
€ 116  
Art (Left): 800-43010  
Art (Right): 800-43510

## SIDE GUARDS



Side shield removable without splash edge, only in combination with armrest  
€ 138  
Art: 100 - 96030



Side shield fixed, without splash edge, aluminum  
€ 138  
Art: 100 - 96040



Side shield fixed with splash edge, carbon  
€ 413  
Art: 100 - 96010



Holes in carbon side shield for armrests.  
\*Mandatory in combination with armrests.  
€ 204  
Art: 100 - 96060

## ARM SUPPORT



Height adjustable armrest, removable, fixed angle with Standard padding\*  
€ 413  
Art: 100 - 96110

\*Mounting at side shield with mudguard, the side shields are adapted (carbon only, extra cost).



Hemiplegia arm pad  
(Per piece) € 259  
Art (Left): 100 - 96140  
Art (Right): 100 - 96240

Position of armrest

Left Right



Armpolstering long  
36x5.5cm  
10 cm longer than Standard (Per piece) € 106  
Art (Left): 100 - 96180  
Art (Right): 100 - 96280

Position of armrest

Left Right

## PUSH BAR AND HEAD REST



Push bar  
Height adjustable and  
removable  
€ 275  
Art: 100-210xxx



Head rest  
Height adjustable  
€ 275  
Art: 100-230xxx



Push bar + headrest combination  
Height adjustable and removable  
€ 524  
Art: 100-216xxx

## ACCESSORIES



1 piece  
Incontinence cover  
€ 138  
Art: 100 - 112xxx



1 piece  
Standard  
Lumbar strap 50 mm  
1 piece: €83  
Art: 100 - 46001  
2 pieces: € 166  
Art: 100 - 46002



1 piece  
2 pieces  
Lumbaalband 100 mm  
1 stuk: € 83  
Art: 100 - 46011  
2 stuks: € 166  
Art: 100 - 46012



Calf Strap  
€ 39  
Art: 800 - 01001



Positioning belt  
€ 106  
Art: 800-01002



Bag hook on the back  
€ 80 per set  
Art: 100-47000



Laptop bag accessory  
€ 259  
Art: 992-04011



Cup holder  
€ 73  
Art: 100-97015

1 cup                      2 cups



Extra seat cover  
€ 138  
Art: 100-111xxx



## ***FITTING / SHIPPING COSTS***

Shipping cost complete wheelchair; ex works € 72.45

## ***NOTES***

Room for notes or additions

